

**Do the  
railway  
the right  
way**

**Great Northern**



**Great Northern**

The logo features the text "Great Northern" in white, bold, sans-serif font, centered within a dark purple parallelogram. Below this parallelogram is a bright blue triangle pointing downwards, which is partially overlapped by the bottom edge of the purple shape.

# Welcome!

This little guide is here to make every journey smoother, friendlier and more enjoyable for everyone. Inside, you'll find six simple train etiquette points that help keep our journeys running smoothly, from keeping your feet off the seats to remembering your earphones.

This year we're celebrating Railway 200, which marks the milestone 200th anniversary of the modern railway. It's a chance to look back at how far train travel has come, and to appreciate the journeys that connect us today.

We've also teamed up with three fantastic heritage attractions you can easily reach with Great Northern: Nene Valley Railway, the City of Ely, and Cambridge Museum of Technology. Each one celebrates the wonder of travel and local history in its own special way, and you'll find a page on each inside.


At the back, you'll find a stamp page. Visit each attraction, collect all three stamps, and you'll earn a special piece of merchandise as a thank you for travelling with us and helping to create great journeys for a sustainable future.



**Thank you for  
keeping your feet  
off the seats**




**Thank you for  
keeping the seat  
next to you free  
for someone  
who needs it**



**Thank you for  
keeping the volume  
down, and using  
earphones**



**Thank you for  
keeping your  
conversations  
to yourselves**



**Thank you for  
keeping doors  
and aisles clear**





**Thank you for  
keeping it tidy  
and putting  
rubbish in bins**



# Nene Valley Railway

Discover Nene Valley Railway, a heritage line where beautifully restored steam and diesel trains run through the scenic countryside. Catch a Great Northern train to Peterborough, then it's a short and scenic walk to the heritage station.

From the moment you arrive, you'll feel like you've stepped into another era. The route takes you past riverside meadows and rural villages, with stops including Orton Mere, Overton, and Yarwell Junction. Run by passionate volunteers, the railway brings Britain's transport history to life with charm and authenticity.

Don't forget to ask for your stamp when you visit - it's your ticket towards our special merchandise reward.



## City of Ely

Home to a magnificent cathedral, Oliver Cromwell's house, and a beautiful riverside, Ely is a city steeped in history and charm.

Ely is proudly taking part in Railway 200 celebrations, with a commemorative plaque unveiled at Ely station during the summer, and history boards telling the story of how the railway helped shape the city.

With excellent rail connections from across the Great Northern network, Ely makes for a perfect day trip. Explore heritage attractions like Oliver Cromwell's House, Ely Museum, the Stained-Glass Museum, enjoy riverside walks and the market, and spend time in local independent shops and restaurants. Don't forget your stamp before you leave!



# Cambridge Museum of Technology


Discover Cambridge's railway heritage on the Railway 200 Trail, connecting Cambridge North and Cambridge stations with a series of industrial landmarks. The walk (or cycle) lets you piece together the city's rail landscape, from viaducts and level crossings to old sidings and bridges.

At Cambridge Museum of Technology, the trail becomes an immersive experience, as every sign and exhibit is an invitation to learn and remember how rail shaped the city's growth. The museum hosts talks (for example, on the original Stockton & Darlington opening) as part of the Railway 200 celebrations.

Pick up your stamp during your visit and keep your guide safe - you're one step closer to your merch!

# **This is your stamp station!**

How to collect your stamps: travel to each attraction listed in this guide with Great Northern Railway. Present your train ticket and this guide to a member of staff, who will gladly stamp this page for you.



# Thank you for joining us on this journey

By following a few simple points of train etiquette, you're helping to make every trip more pleasant for everyone who travels with us - including you!

We hope you've enjoyed discovering our partner attractions, too.

Don't forget to collect your stamps along the way. Once you've got all three, you can claim your exclusive merchandise by filling in the claim form on our website at **[greatnorthernrail.com/travel-inspiration/do-the-railway-the-right-way](https://greatnorthernrail.com/travel-inspiration/do-the-railway-the-right-way)** where you'll also find the full Terms and Conditions of this promotion.

Here's to smoother journeys, happier passengers, and doing the railway the right way.

**Every stop is a story.**



The logo features the text "Great Northern" in a bold, white, sans-serif font, centered within a white, parallelogram-shaped banner. This banner is set against a solid purple background. Below the banner, there is a stylized graphic element consisting of two overlapping triangles: a larger, lighter blue triangle pointing downwards and a smaller, darker blue triangle pointing upwards, creating a sense of depth or a folded effect.

**Great Northern**